



Covenant of Mayors

*The European policy framework
for local and regional action
on climate mitigation*



*Kristina Dely, Energy Cities
Head of the Covenant of Mayors Office*



Rethinking our energy future



A voluntary commitment



4 506 SIGNATORIES

48 COUNTRIES

31 CAPITALS

173 million
Citizens involved

196
Regions, provinces and
networks supporting

18 Covenant signatories,
3 Coordinators and
1 Supporter
Engaged in ISLEPACT



Towards -20% CO₂ by 2020

STEP 1 Signature of the Covenant of Mayors

Getting started

Monitoring & feedback

Planning

Definition of your long-term vision

Establishment of your Covenant team

Compilation of your Baseline Emission Inventory

Development of your action plan – in close collaboration with local stakeholders & citizens

STEP 3 Submission of your Implementation Report

Monitoring & reporting of your progress

Implementation of your CO₂ reduction policies and measures

-20% CO₂ target by 2020


STEP 2 Submission of your Sustainable Energy Action Plan

Implementation

Sound Actions



Sustainable Energy Action Plans



ranked by date of formal approval. All actions undertaken in the Covenant of Mayors framework are described in the SEAPs template.

Energy Action Plan

CO2 target by 2020

SEAPs status

Action Plans found.

| deliberation | CO ₂ target | Downl |
|--------------|------------------------|-------|
| 17 Jul 2011 | 34% | |
| Jun 2011 | 20% | |
| n 2011 | 21% | |
| 2011 | 53% | |
| 1 | 21% | |
| Apr 2011 | 20% | |
| 26 Apr 2011 | 20% | |
| 23 Apr 2011 | 28% | |
| 20 Apr 2011 | 28% | |
| 14 Apr 2011 | 26% | |
| 30 Mar 2011 | 36% | |



Växjö

Overview

Action Plan in a Nutshell

Date of formal approval: 1 April 200

Overall CO₂ emission reduction target: 85%

Sustainable Energy Action Plan Docu

Title

Sustainable Energy Action Plan (Final report of the Climate Commission)

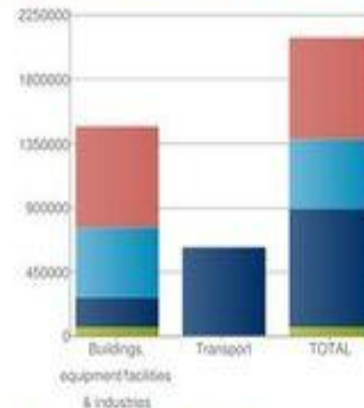
Disclaimer:

This action plan is subject to a verification by the European Commission's verification process is explained here. Highlights of the SEAP template will approved.

Key results of the Baseline Emission I

Base year: 1993

Final energy consumption per sector in 1993 (MWh)



1 975

SEAPs submitted

173 million

tons of CO₂ mitigation potential

> €40 billion

investments planned ca. in SEAPs

> 80 000

Jobs /year created / maintained by 2020

Integrated Actions



Urban mobility



Buildings



+ €1.7bn

Further investments committed via ELENA

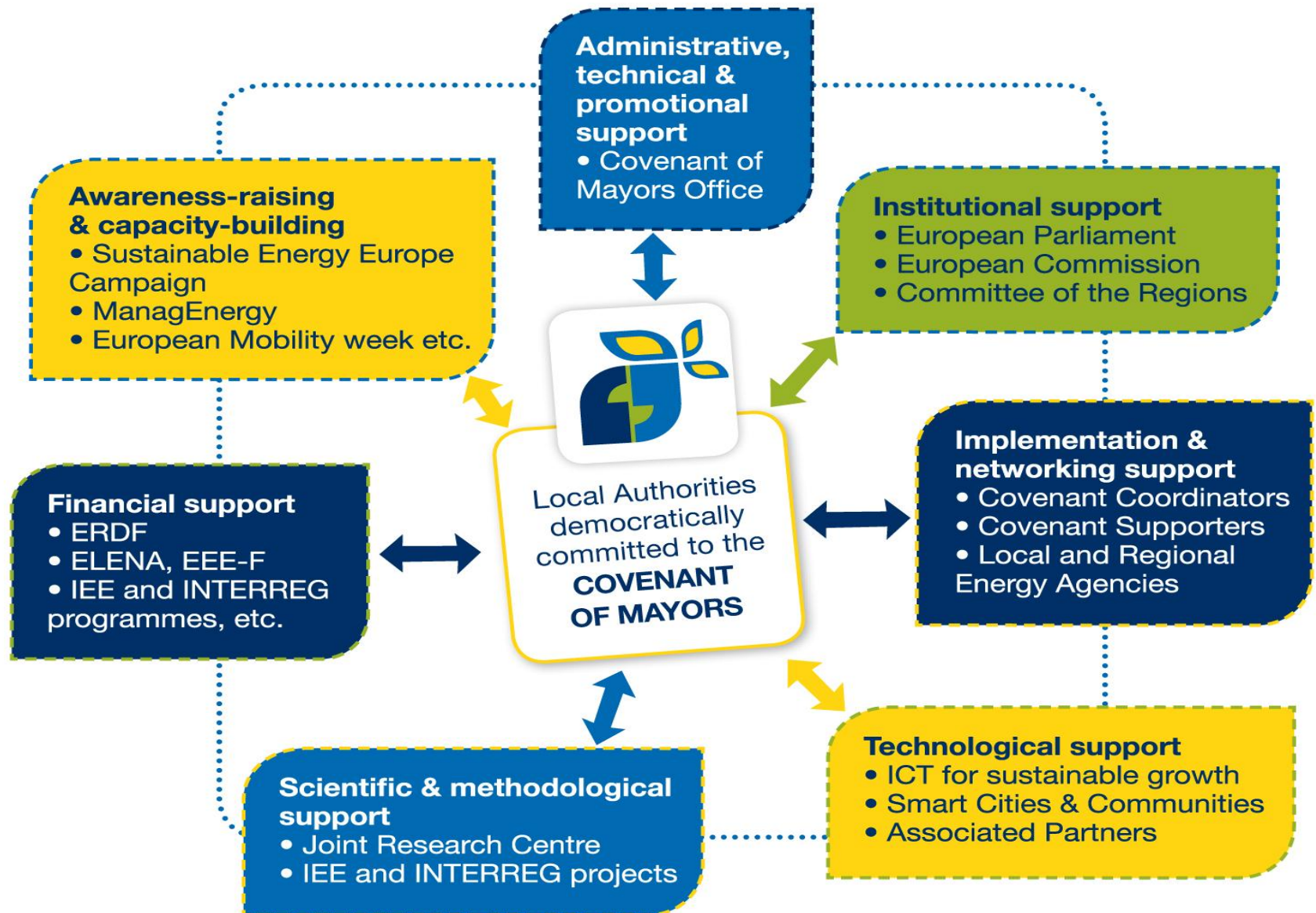
Urban planning



Decentralised generation / Renewables



A platform for exchange and multi-level governance



Expanding horizons



Resource Efficiency



Associated Partners



Eastern Partnership



EU-China Urbanisation Partnership



What's next...?





Visit us for more:

www.eumayors.eu*

Kristina.Dely@eumayors.eu

**Available in 23 European languages and Russian*

